

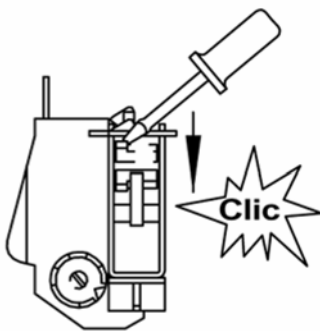


Beachten Sie die für Errichtung und Inbetriebnahme elektrischer Anlagen gültigen Vorschriften. Einbau und Anschluss nur durch Fachkraft; nach Anbringung von Zubehör Funktionsüberprüfung durch Elektrofachkraft erforderlich.

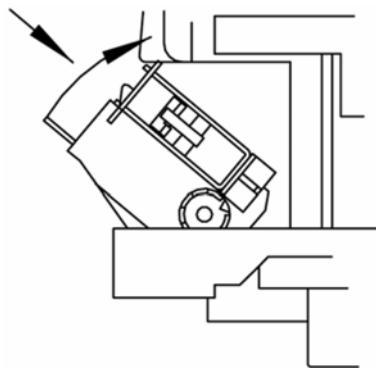
The relevant standards for running and installing electrical appliances are to be observed. Installation and connection by skilled personnel only, after installing accessories function of device to be checked by skilled personnel only.



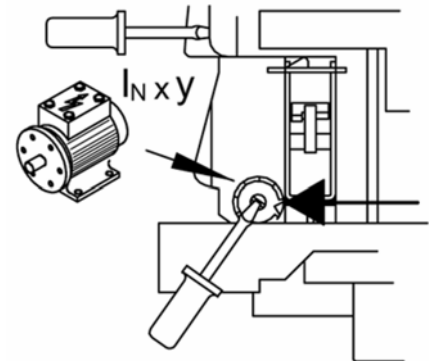
1.



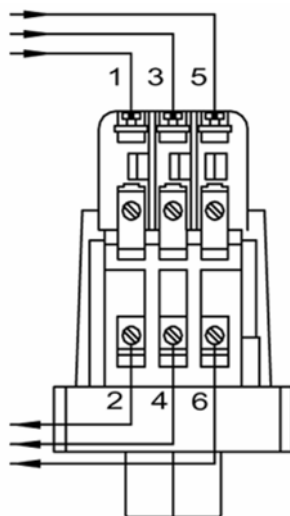
2.



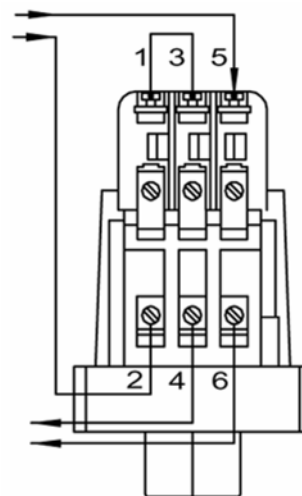
3.




+ R5 (3~)



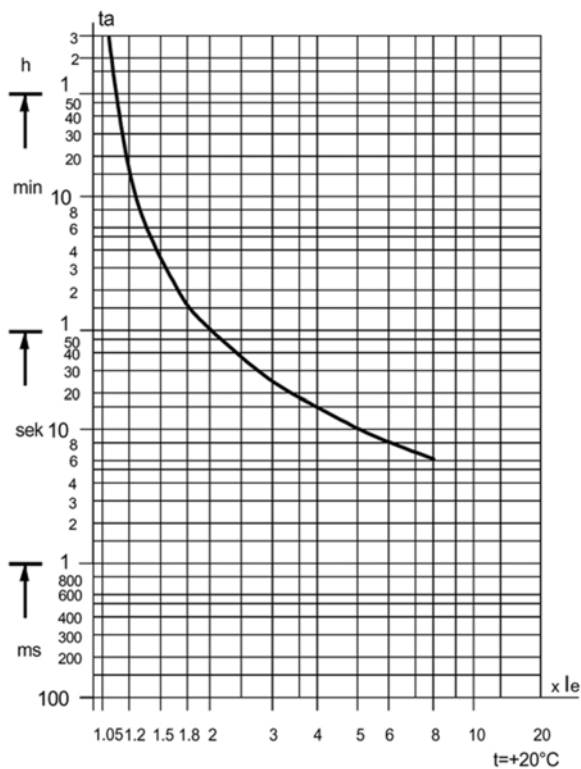
+ R5 (2~)



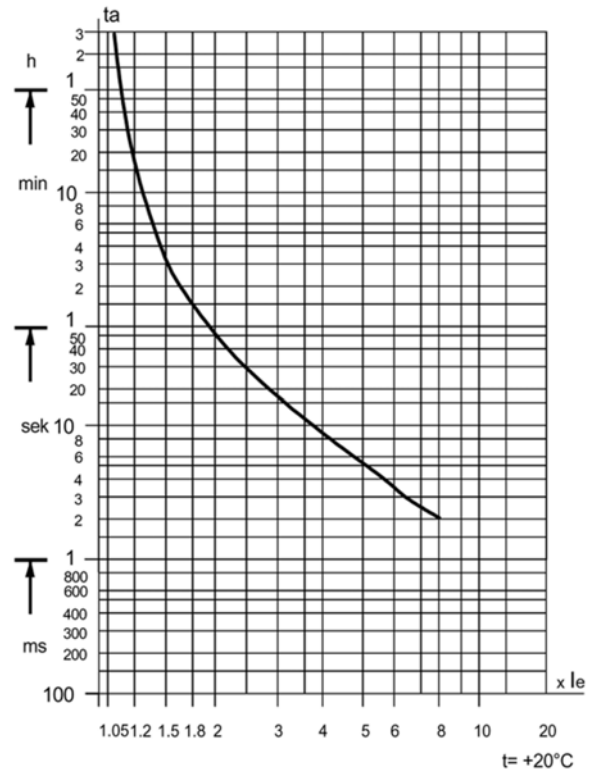
EN 60947 - 4 - 1 7.2.1.4	I_N	U_N (50 / 60 Hz)	EN 60947 - 4 - 1 8.3.4.1  NH 00 / gL
R5 / 1,5	0,86 – 1,5 A	500 V	10 A
R5 / 2,45	1,5 – 2,45 A	500 V	16 A
R5 / 4,2	2,4 – 4,2 A	500 V	25 A
R5 / 7,0	4,0 – 7,0 A	500 V	35 A
R5 / 10,3	6,1 – 10,3 A	500 V	50 A
R5 / 14	9,0 – 14,0 A	500 V	63 A
R5 / 18	11,0 – 18,0 A	500 V	50 A

Auslösekennlinie R5 / Tripping curves R5

R5 0,86 – 7,0 A



R5 6,1 – 18 A



t	y
-5°C	0,85
+20°C	1,00
+40°C	1,12

$I_N \times y$

t	y
-5°C	0,82
+20°C	1,00
+40°C	1,12

02.11.2005



Condor Pressure Control GmbH

Warendorfer Straße 47 – 51
D-59320 Ennigerloh

Telefon: +49 (0) 25 87 / 89 – 0
Telefax: +49 (0) 25 87 / 89 - 140

info@condor-cpc.com
www.condor-cpc.com